



SG-PDU6


Power Distribution Unit (6 Outlets)




Durable outlet surface made of high quality PC-ABS material covered lighted quality master switch with LED power indicator.



Exclusive designed light weight of aluminum alloy case with rust proof.



Molded PVC insulation between copper bar and aluminum alloy case preventing short circuit and leakage current.



Industrial grade copper bar welded for maximum power output with no wiring between outlets.



Socket legs are nickel coated copper makes socket more stabilized for heavy usage and provides a barrier against corrosion and erosion.



Overview

Six Universal outlet, with Surge Protection, Master Switch & Overload Protection, LED power indicator, TIS 16A Plug, Cable 3 meter

Specifications

Product Series	SG-PDU Series
Socket Type	6 Universal Socket
Socket Quantity	6 Outlets (heat durable >280°C)
Power Input	Left end single input
Bracket Install	Inverse installation & Interchangeable L mounting brackets
Copper Bar	Three copper bar for circuit connected (Line, Neutral, Ground)
Cable with plug	TIS 11-2553 (16A plug)
Control Function	Illuminated switch, Overload protector & Power indicator
Outlet(Universal type)	TIS 166-2555 (3 x 1.5 mm ² x 3M)
Case	Light weight aluminum alloy& PVC insulation between copper bar and case (>671°C)
Cable Specification	3 x 1.5 mm ² x 3m
Product Size	482 x 44.4 x 44.4 mm
Mounting Length	465 mm
Case Length	430.8 mm
PDU Exponent	1.238
Interior Connection Wire	1.5 mm ² (16AWG)
Rating voltage	250VAC 50/60Hz
Rating current	16A
Max. Power	3680W
Feature	10KA Hot Swap Surge Protection